

# Natural Gas Processing Plant

Pranav Santhosh

TKM College of Engineering Kollam

## Background & Description:

The end natural gas used by the consumers mainly consist of methane. The raw natural gas or associated gas contains hydrocarbon mixtures like methane, ethane, propane, butane, and pentane. In addition to this, it will also contain water content and acid gases like CO<sub>2</sub> and H<sub>2</sub>S. Here the composition of associated gas is given, which contains about 69% mole fraction of methane. It will then undergo removal of excess water in order to reduce load to gas dehydration unit and also to avoid corrosion. It is then followed by acid gases removal using scrubbers. The presence of acid gases like H<sub>2</sub>S and CO<sub>2</sub> could lead to corrosion. The third step is to dehydrate by a dehydrator, to avoid corrosion and gas hydrate formation. Formation of mercury amalgam in the downstream of LNG is a serious issue so mercury removal should be done. To improve the gas quality and for lowering the heating value we then remove nitrogen. The final step is to separate the NGL. The final NG will contain about 82% methane. The process flowsheet is given below.

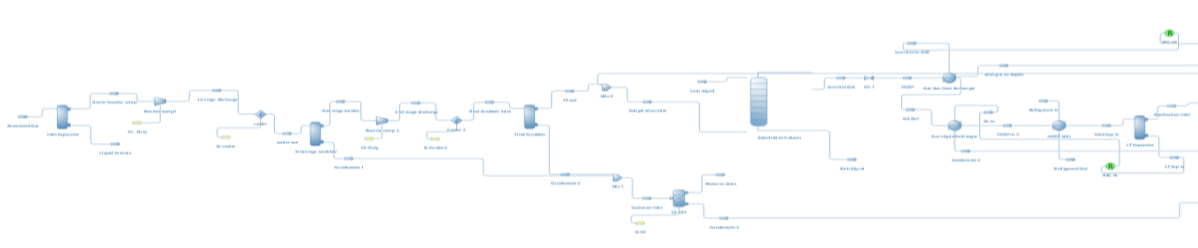


Fig 1- Flowchart part 1

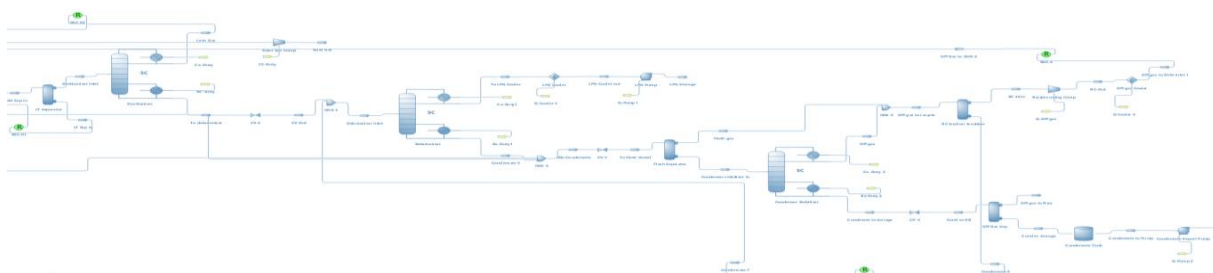


Fig 2- Flowchart part 2

**Results:**

RESULT OF MAIN STREAMS					
Object	Sales Gas	LPG Storage	Condensate to export	Associated Gas	
Temperature	34.3112	30.6787	25.75	35	C
Pressure	40	15	5	5	bar
Mass Flow	74640.4	11628	1595.8	116487	kg/h
Molar Flow	4056.28	235.625	22.1521	5000	kmol/h
Volumetric Flow	2405.3	22.8829	2.5807	25159.1	m3/h
Molar Fraction (Vapor Phase) / Methane	0.820335	5.02714E-12	1.98324E-23	0.69	
Molar Fraction (Overall Liquid Phase) / Methane	NaN	3.66597E-13	1.8059E-25	NaN	
Molar Fraction (Vapor Phase) / Propane	0.0001	0.782831	2.61378E-08	0.05	
Molar Fraction (Overall Liquid Phase) / Propane	NaN	0.624654	3.64436E-09	NaN	

Table 1- Main stream wise results

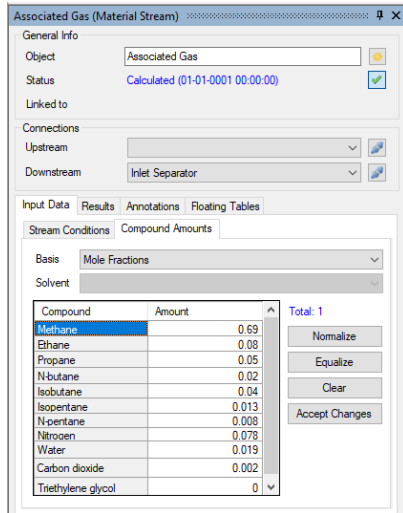


Fig 2- Stream composition (associated gas)

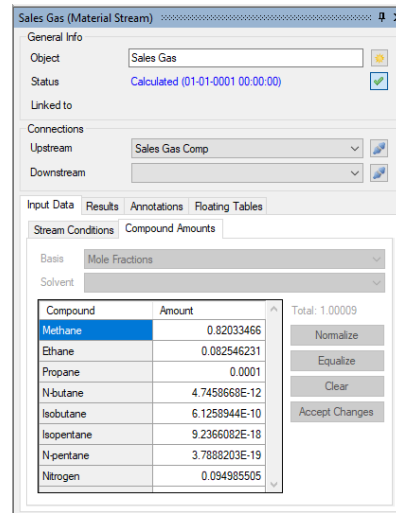


Fig 3- Stream composition (Sales gas/ NG)

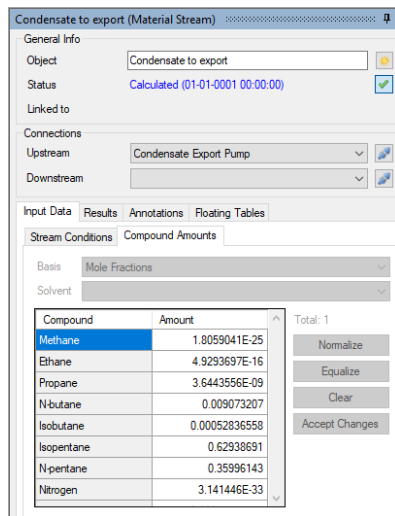


Fig 4- Stream composition (condensate to export)

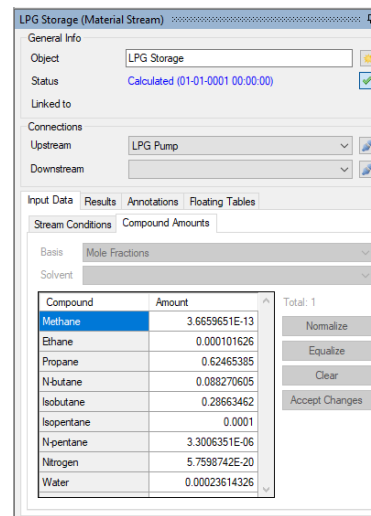


Fig 5- Stream composition (LPG storage)